



BAKERTOP MIND.MAPS ONE QUICK USER GUIDE

Contact Unox UK
Tel. 01252 851522
Email: info@unoxuk.com
Website: www.myunox.com

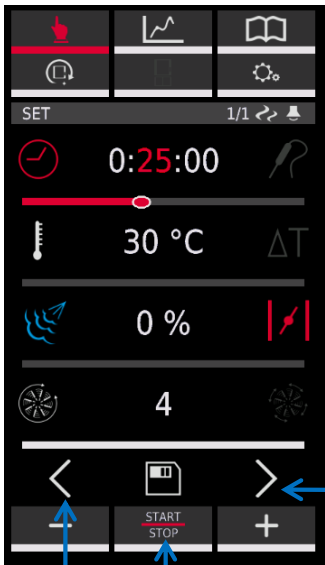


How to switch the oven on



Lift the flap and press the button on the left hand side. The control panel screen will flicker and boot up.

How to set a program



Select SET from the main menu.

- ← Set the baking time using the horizontal bar or the and - buttons or keep pressing the - button to set INFINITY
- ← Set the baking temperature using the horizontal bar or the + and - buttons.
- ← If required, press STEAM.Maxi to add steam. If required, press DRY.Maxi to extract humidity. Adjust the amount of steam or dry air with the horizontal bar or + and - buttons.
- ← Set the air flow speed using the horizontal bar or the + and - buttons.
- ← Click here to add a baking step if required.

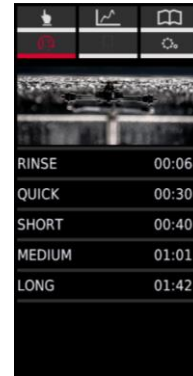
When preheating and all steps are set click here to save the program or press START/STOP to launch the program.



Click here to go to the screen to set the preheating.

How to wash the oven

Select ROTOR.KLEAN from the main menu.



← Select the required washing program

Press START/STOP to launch the program.



Important note: NEVER open the door during a washing cycle.



Always use Unox DET&Rinse PLUS detergent to clean your Unox MIND.Maps™ oven.

This is concentrated detergent and rinse aid in one product and is loaded directly into the detergent tray under the oven as shown in these images.



Useful hints and tips

- To stop the oven at any point press and hold START/STOP until the oven beeps and returns to the home page.
- If the screen is blank it is probably just on standby, the oven will still be on and working, just tap the screen and it will come out of standby.
- When setting time, and temperature press the line and then use the + and - buttons to reach the exact number that you require.
- Make sure you keep the door seal clean at all times and frequently clean the door handle with sanitizing spray.



CHEMICALS & FILTERS

How to order DET&Rinse PLUS



Unox DET&Rinse PLUS

For CHEFTOP & BAKERTOP MIND.Maps™ ovens.
Double concentrate
UN1814, 8, II – ADR Limited quantity 1 lt x 10

One box contains n. 10 x 1 litre bottles

Art. DB1015 £ 128.00
Carriage charge £ 15.00

To order please call 01252 851522 or email
info@unoxuk.com

If you would like to set up an account please ask for
the account application form. Alternatively you may
pay by credit card.

Delivery is generally 1-2 working days.

How to order UNOX.Pure water filter cartridges



Unox.PURE

For CHEFTOP & BAKERTOP MIND.Maps™ ovens.
The UNOX.Pure water filter improves the water quality
by significantly reducing the carbonate hardness and
avoiding scale deposits inside the oven. The oven will
monitor the water cartridge and will notify you when it
is time to replace the filter.

Art. XHC004 Unox.Pure filter cartridge £ 245.00
Carriage charge £ 15.00

To order please call 01252 851522 or email
info@unoxuk.com

The filter needs to be fitted by an engineer. You can
arrange the engineer visit when you order the filter if
required.



BAKING ESSENTIALS 600x 400

FAKIRO



Ribbed flat aluminium
plate for pizza & focaccia
TG440 £ 127.00

BAKE




Perforated aluminium pan
for bakery products
TG410 £ 34.00

BLACK.BAKE



Non-stick perforated
aluminium pan for bakery
TG430 £ 45.00

BAGUETTE



5 canal chromium plated
grid for pre-cooked
baguettes
GRP410 £ 31.00

BLACK.BAGUETTE



5 canal non-stick
perforated aluminium
pan for fresh baguettes
TG435 £ 59.00

BAGUETTE



5 canal perforated
aluminium pan for
pre-cooked baguettes
TG445 £ 51.00

POLLO



Non-stick stainless grid to
roast 10 chickens
GRP430 £ 145.00

POLLO.GRILL



Stainless steel grid to grill
4 open chickens
GRP425 £ 106.00

ALUMINIUM PAN



h. 15 mm
TG405 £ 30.00

NON-STICK PAN



Non-stick aluminium pan
TG460 £ 40.00

S.STEEL PAN



h. 20 mm
TG450 £ 71.00

CHROMIUM PLATED GRID



Flat grid
GRP405 £ 26.00

How to order Trays and Grids:

Call Unox UK on 01252 851522 or email info@unoxuk.com. Carriage charge: £ 15.00.